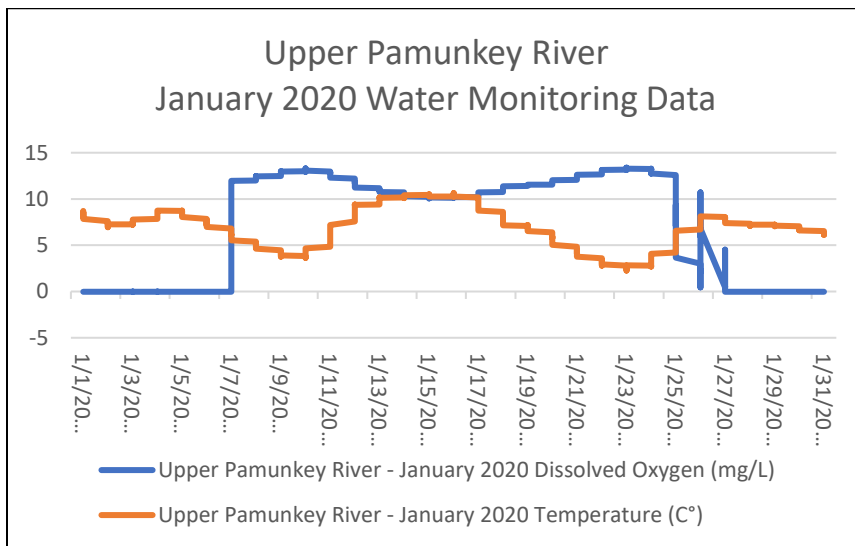


Pamunkey River 2020 Data

Upper Pamunkey

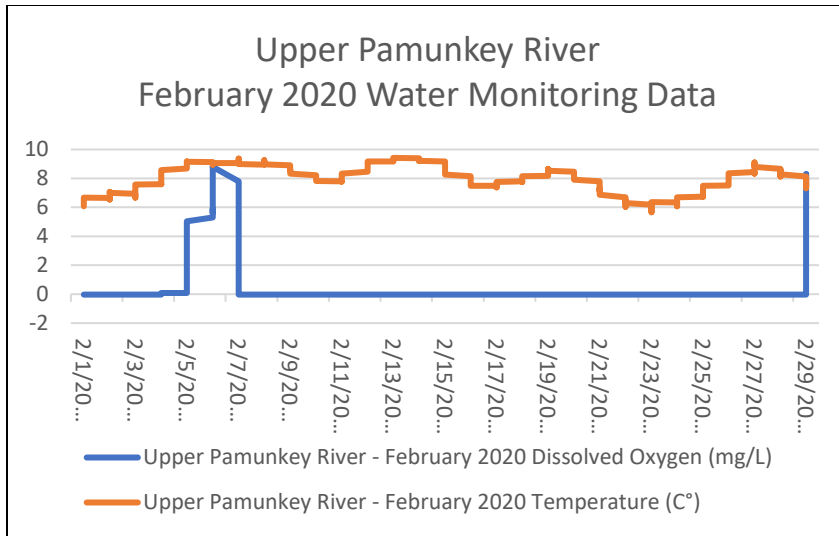
January 2020 monitoring data (372 dissolved oxygen and temperature readings) logged dissolved oxygen levels ranging from -0.03 mg/L to 13.39 mg/L with an average of 7.06 mg/L. Water temperature ranged from 2.26°C (36.07°F) to 10.54°C (50.1°F) with an average of 6.88 °C (44.38°F).

January 2020	Dissolved Oxygen	Temperature
Recorded Samples	372	372
Maximum	13.39 mg/L	10.54 °C
Minimum	-0.03 mg/L	2.26 °C
Average	7.06 mg/L	6.88 °C



February 2020 monitoring data (348 dissolved oxygen and temperature readings) logged dissolved oxygen levels ranging from 0.03 mg/L to 8.83 mg/L with an average of .46 mg/L. Water temperature ranged from 5.66 °C (42.18°F) to 9.42°C (48.96 °F) with an average of 7.96 °C (46.33 °F).

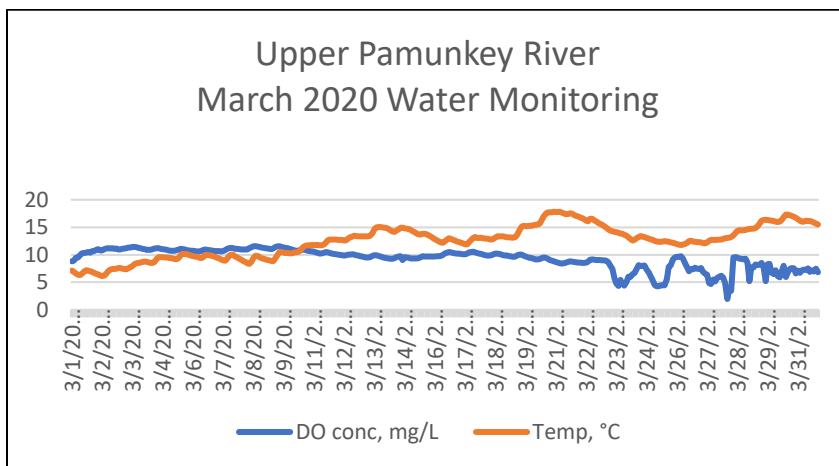
February 2020	Dissolved Oxygen	Temperature
Recorded Samples	348	348
Maximum	8.83 mg/L	9.42 °C
Minimum	0.03 mg/L	5.66 °C
Average	0.46 mg/L	7.96 °C



March 2020 monitoring data (371 dissolved oxygen and temperature readings) logged dissolved oxygen levels ranging from 1.96 mg/L to 11.57 mg/L with an average of 9.28 mg/L. Water temperature ranged from 6.14°C (43.05°F) to 17.82°C (64.08°F) with an average of 12.46°C (54.43°F).

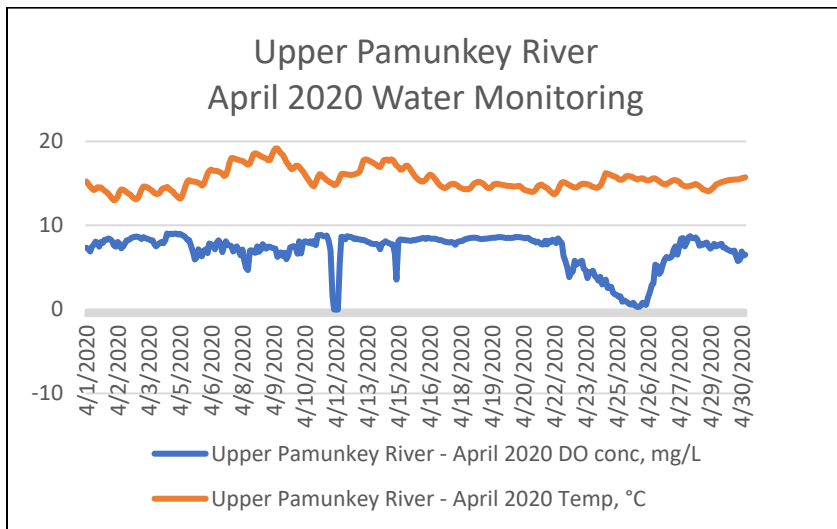
March 2020	Dissolved Oxygen	Temperature
Recorded Samples	371*	371*
Maximum	11.57 mg/L	17.82°C
Minimum	1.96 mg/l	6.14 °C
Average	9.28 mg/L	12.46°C

* 3/22 data error removed



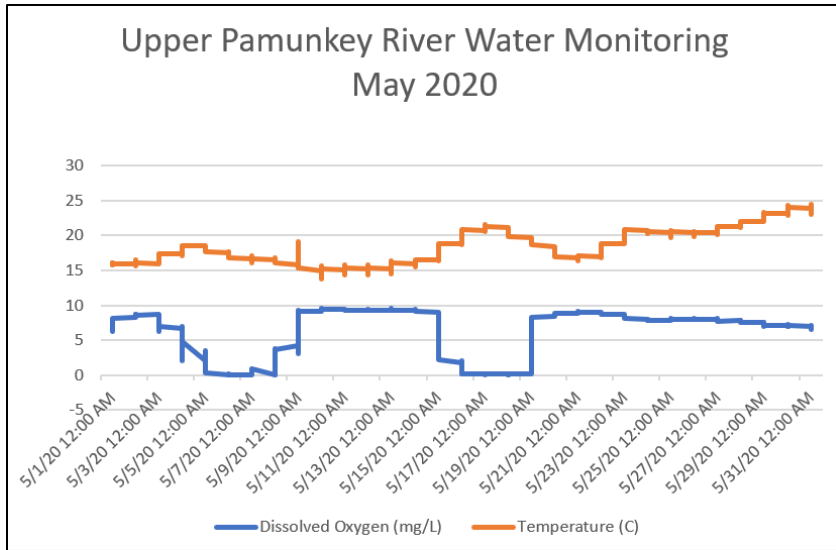
April 2020 monitoring data (360 dissolved oxygen and temperature readings) logged dissolved oxygen levels ranging from -0.02 mg/L to 9.04 mg/L with an average of 7.03 mg/L. Water temperature ranged from 12.98°C (55.36°F) to 19.16°C (64.49°F) with an average of 15.44°C (59.79°F).

April 2020	Dissolved Oxygen	Temperature
Recorded Samples	360	360
Maximum	9.04 mg/L	19.16°C
Minimum	-0.02 mg/L	12.98°C
Average	7.03 mg/L	15.44°C



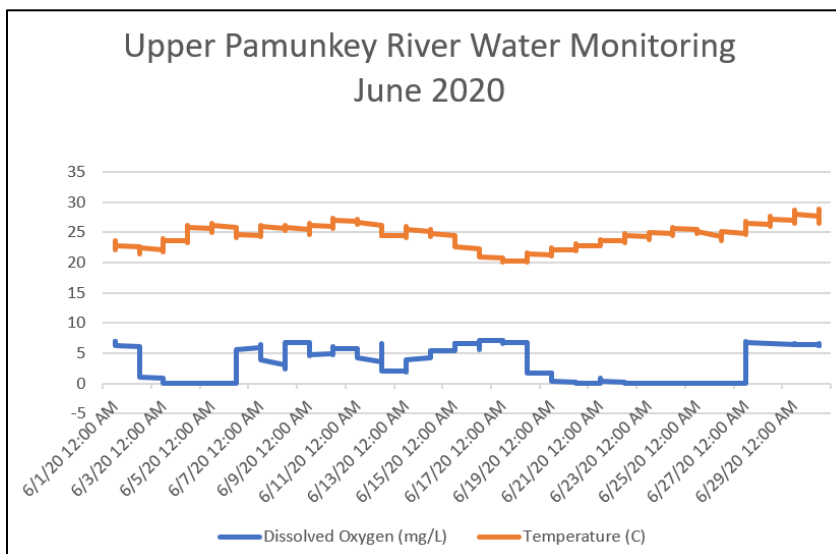
May 2020 monitoring data (373 dissolved oxygen and temperature readings) logged dissolved oxygen levels ranging from 9.52 mg/L to -0.01 mg/L with an average of 6.3 mg/L. Water temperature ranged from 24.46°C (76.08°F) to 13.74°C (56.71°F) with an average of 18.37°C (65.07°F).

May 2020	Dissolved Oxygen	Temperature
Recorded Samples	373	373
Maximum	9.52 mg/L	24.46 °C
Minimum	-0.01 mg/L	13.74 °C
Average	6.3 mg/L	18.37 °C



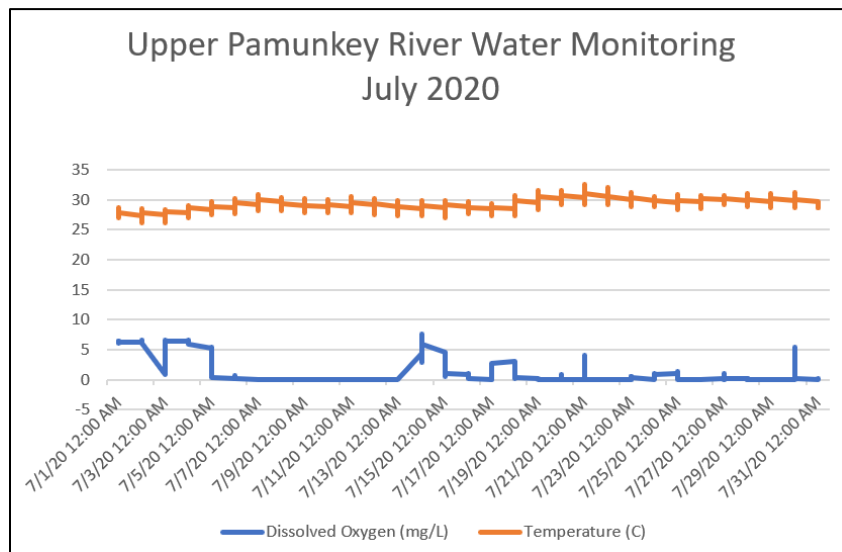
June 2020 monitoring data (360 dissolved oxygen and temperature readings) logged dissolved oxygen levels ranging from 7.17 mg/L to -0.01 mg/L with an average of 3.3 mg/L. Water temperature ranged from 28.92°C (84.06°F) to 20.04°C (68.07°F) with an average of 24.39°C (75.90°F).

June 2020	Dissolved Oxygen	Temperature
Recorded Samples	360	360
Maximum	7.17 mg/L	28.92 °C
Minimum	-0.01 mg/L	20.04 °C
Average	3.3 mg/L	24.39 °C



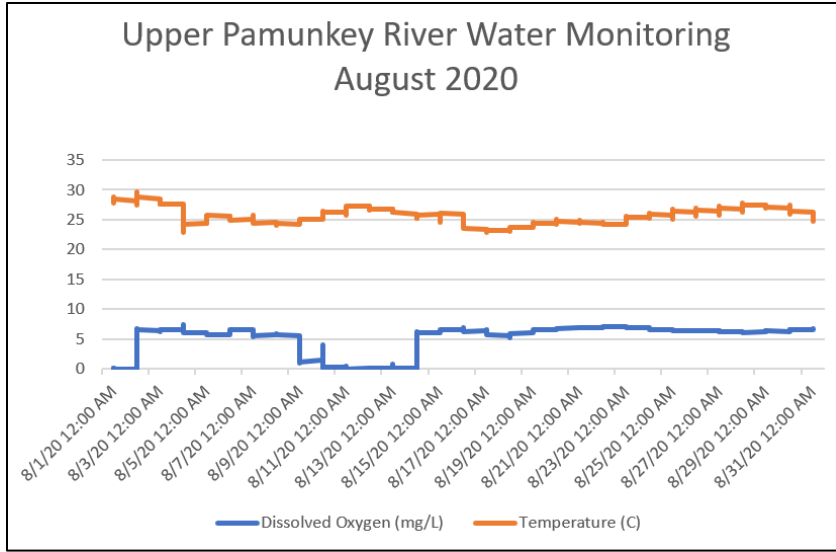
July 2020 monitoring data (372 dissolved oxygen and temperature readings) logged dissolved oxygen levels ranging from 7.62 mg/L to -0.01 mg/L with an average of 1.33 mg/L. Water temperature ranged from 32.54°C (90.57°F) to 26.16°C (79.09°F) with an average of 29.12°C (84.42°F).

July 2020	Dissolved Oxygen	Temperature
Recorded Samples	372	372
Maximum	7.62 mg/L	32.54 °C
Minimum	-0.01 mg/L	26.16 °C
Average	1.33 mg/L	29.12 °C



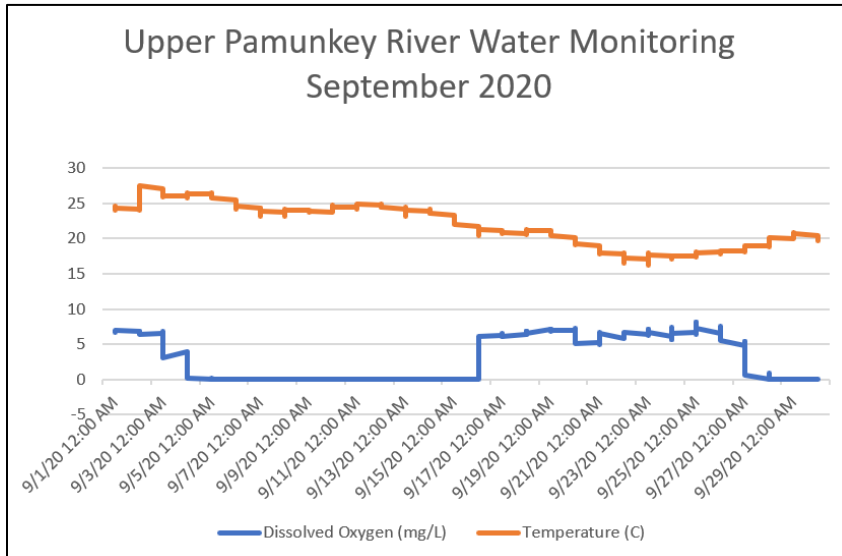
August 2020 monitoring data (372 dissolved oxygen and temperature readings) logged dissolved oxygen levels ranging from 7.32 mg/L to 0 mg/L with an average of 5.09 mg/L. Water temperature ranged from 29.64°C (85.35°F) to 22.78°C (73°F) with an average of 25.63°C (78.13°F).

August 2020	Dissolved Oxygen	Temperature
Recorded Samples	372	372
Maximum	7.32 mg/L	29.64 °C
Minimum	0 mg/L	22.78 °C
Average	5.09 mg/L	25.63 °C



September 2020 monitoring data (360 dissolved oxygen and temperature readings) logged dissolved oxygen levels ranging from 8.16 mg/L to -0.01 mg/L with an average of 3.16 mg/L. Water temperature ranged from 27.44°C (81.39°F) to 16.28°C (61.30°F) with an average of 21.83°C (71.29°F).

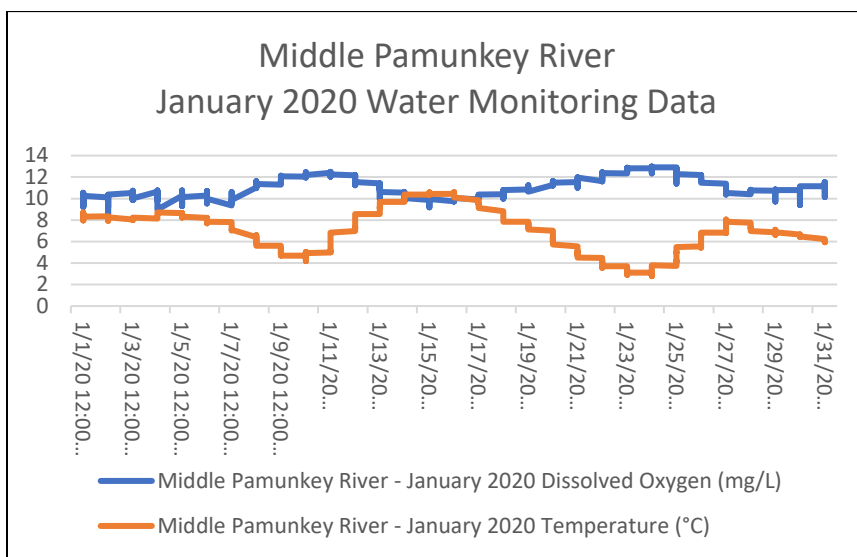
September 2020	Dissolved Oxygen	Temperature
Recorded Samples	360	360
Maximum	8.16 mg/L	27.44 °C
Minimum	-0.01 mg/L	16.28 °C
Average	3.16 mg/L	21.83 °C



Middle Pamunkey

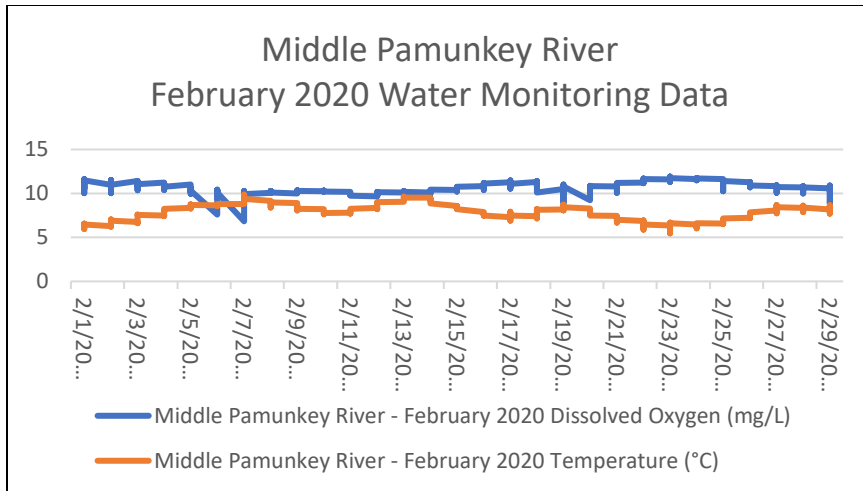
January 2020 monitoring data (372 dissolved oxygen and temperature readings) logged dissolved oxygen levels ranging from 8.4 mg/L to 12.99 mg/L with an average of 11.02 mg/L. Water temperature ranged from 2.78 °C (37.0°F) to 10.6°C (51.08°F) with an average of 7.01 °C (44.62°F).

January 2020	Dissolved Oxygen	Temperature
Recorded Samples	372	372
Maximum	12.99 mg/L	10.6 °C
Minimum	8.4 mg/L	2.78 °C
Average	11.02 mg/L	7.01 °C



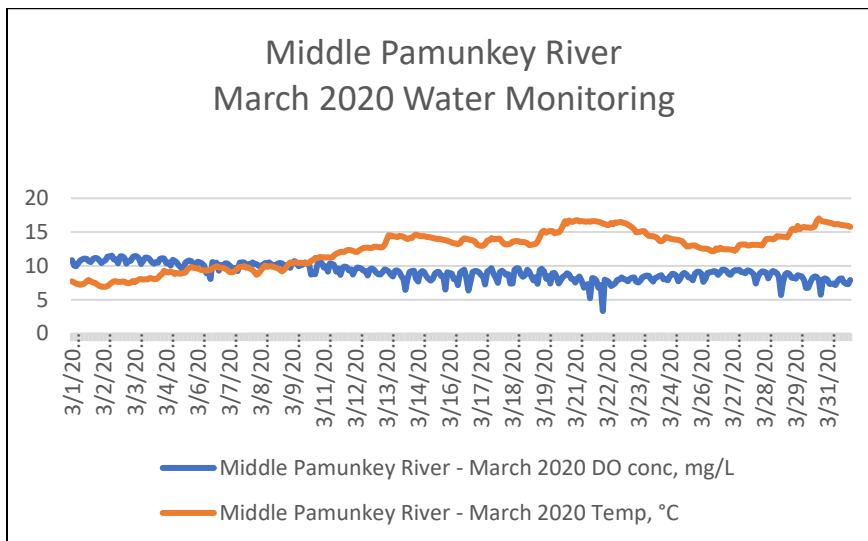
February 2020 monitoring data (348 dissolved oxygen and temperature readings) logged dissolved oxygen levels ranging from 6.83 mg/L to 11.91 mg/L with an average of 10.7 mg/L. Water temperature ranged from 5.46°C (41.83°F) to 9.86°C (49.75°F) with an average of 7.82 °C (46.08°F).

February 2020	Dissolved Oxygen	Temperature
Recorded Samples	348	348
Maximum	11.91 mg/L	9.86 °C
Minimum	6.83 mg/L	5.46 °C
Average	10.7 mg/L	7.82 °C



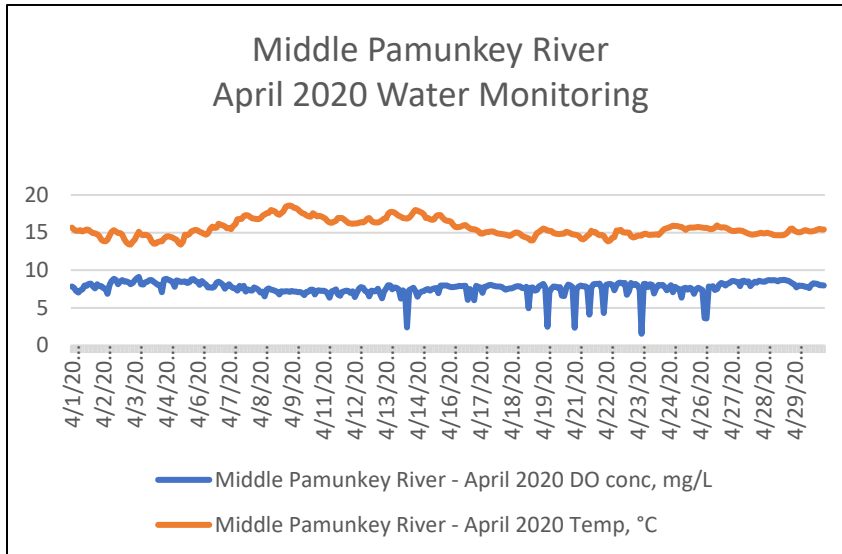
March 2020 monitoring data (372 dissolved oxygen and temperature readings) logged dissolved oxygen levels ranging from 3.32 mg/L to 11.52 mg/L with an average of 9.1 mg/L. Water temperature ranged from 6.9°C (44.42°F) to 17.02°C (62.64°F) with an average of 12.5°C (54.5°F).

March 2020	Dissolved Oxygen	Temperature
Recorded Samples	372	372
Maximum	11.52 mg/L	17.02°C
Minimum	3.32 mg/L	6.9°C
Average	9.1 mg/L	12.5°C



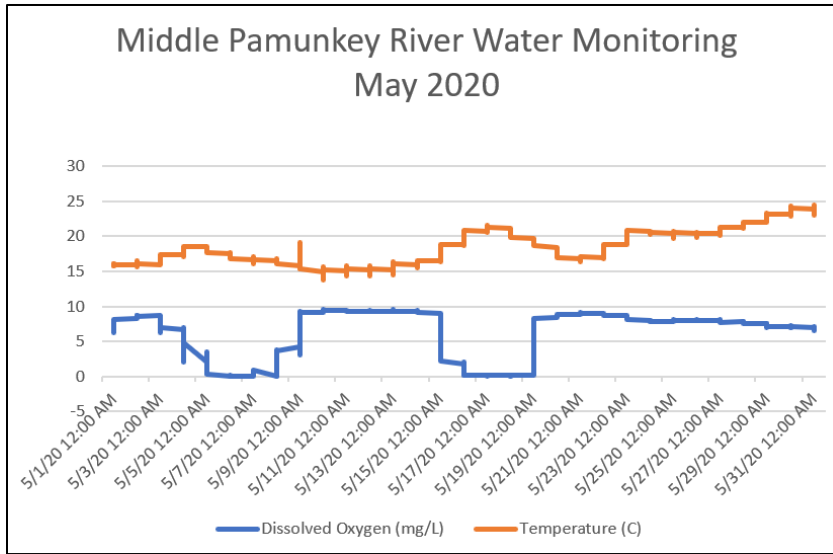
April 2020 monitoring data (360 dissolved oxygen and temperature readings) logged dissolved oxygen levels ranging from 1.55 mg/L to 9.11 mg/L with an average of 7.66 mg/L. Water temperature ranged from 13.4°C (56.12°F) to 18.6°C (65.48°F) with an average of 15.6°C (60.08°F).

April 2020	Dissolved Oxygen	Temperature
Recorded Samples	360	360
Maximum	9.11 mg/L	18.6°C
Minimum	1.55 mg/L	13.4°C
Average	7.66 mg/L	15.6°C



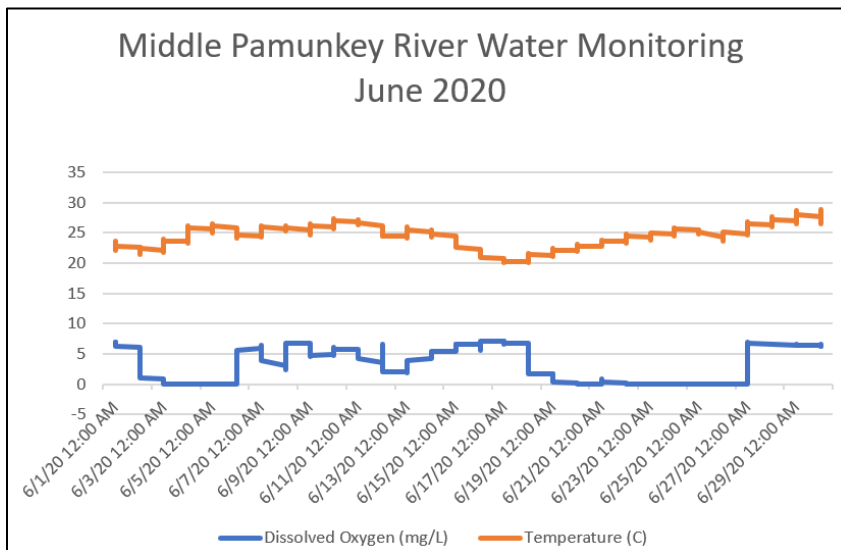
May 2020 monitoring data (373 dissolved oxygen and temperature readings) logged dissolved oxygen levels ranging from 9.11 mg/L to 1.72 mg/L with an average of 7.34 mg/L. Water temperature ranged from 24.74°C (76.53°F) to 14.92°C (58.86°F) with an average of 18.47°C (62.25°F).

May 2020	Dissolved Oxygen	Temperature
Recorded Samples	373	373
Maximum	9.11 mg/L	24.74 °C
Minimum	1.72 mg/L	14.92 °C
Average	7.34 mg/L	18.47 °C



June 2020 monitoring data (360 dissolved oxygen and temperature readings) logged dissolved oxygen levels ranging from 6.94 mg/L to 1.61 mg/L with an average of 5.35 mg/L. Water temperature ranged from 28.38°C (83.08°F) to 21.22°C (70.2°F) with an average of 24.80°C (76.64°F).

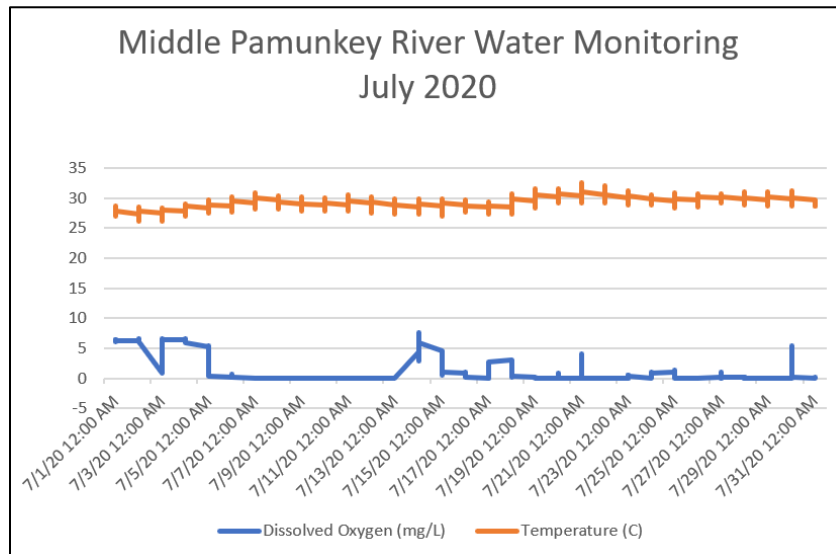
June 2020	Dissolved Oxygen	Temperature
Recorded Samples	360	360
Maximum	6.94 mg/L	28.38 °C
Minimum	1.61 mg/L	21.22 °C
Average	5.35 mg/L	24.80 °C



July 2020 monitoring data (372 dissolved oxygen and temperature readings) logged dissolved oxygen levels ranging from 10.3 mg/L to 0.92 mg/L with an average of 5.86 mg/L. Water

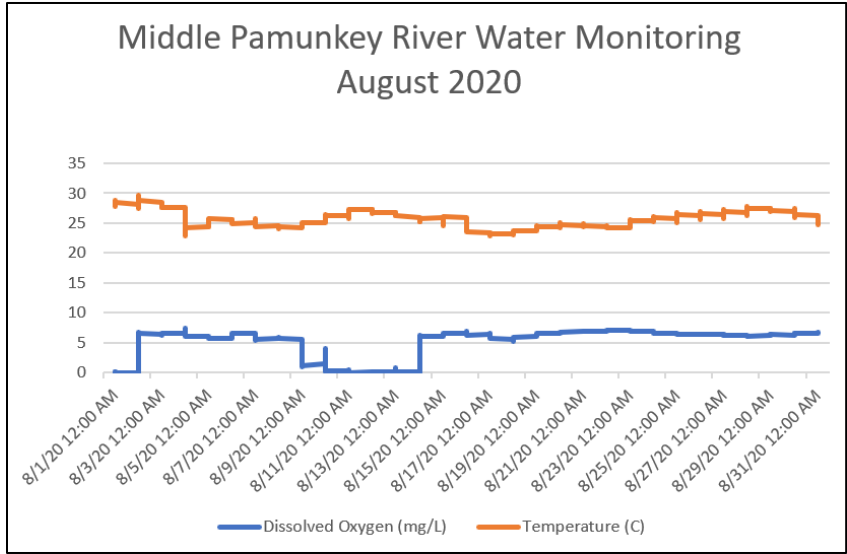
temperature ranged from 31.48°C (88.66°F) to 26.7°C (80.06°F) with an average of 29.81°C (85.66°F).

July 2020	Dissolved Oxygen	Temperature
Recorded Samples	372	372
Maximum	10.3 mg/L	31.48 °C
Minimum	0.92 mg/L	26.7 °C
Average	5.86 mg/L	29.81 °C



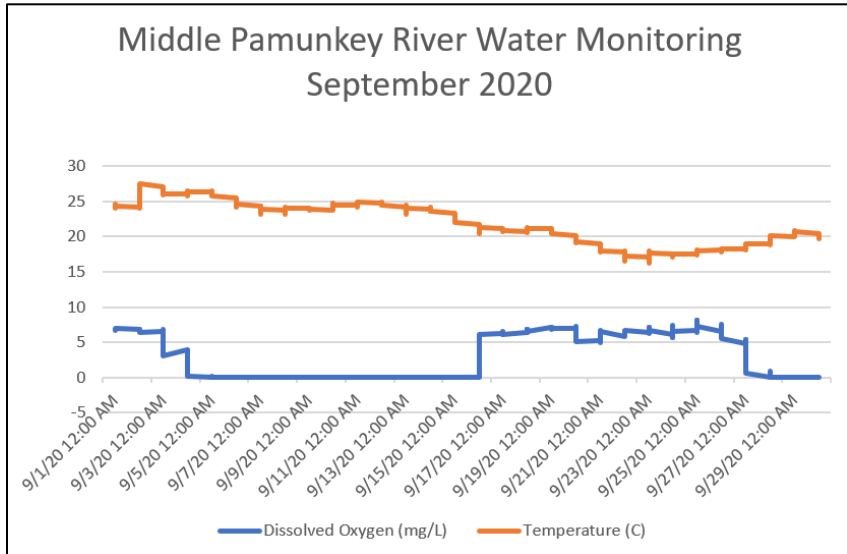
August 2020 monitoring data (372 dissolved oxygen and temperature readings) logged dissolved oxygen levels ranging from 11.57 mg/L to -0.01 mg/L with an average of 2.52 mg/L. Water temperature ranged from 30.84°C (87.51°F) to 23.38°C (74.08°F) with an average of 26.10°C (78.98°F).

August 2020	Dissolved Oxygen	Temperature
Recorded Samples	372	372
Maximum	11.57 mg/L	30.84 °C
Minimum	-0.01 mg/L	23.38 °C
Average	2.52 mg/L	26.10 °C



September 2020 monitoring data (360 dissolved oxygen and temperature readings) logged dissolved oxygen levels ranging from 8.09 mg/L to 0.47 mg/L with an average of 5.86 mg/L. Water temperature ranged from 27.82°C (82.08°F) to 17.76°C (66.97°F) with an average of 22.44°C (72.39°F).

September 2020	Dissolved Oxygen	Temperature
Recorded Samples	360	360
Maximum	8.09 mg/L	27.82 °C
Minimum	0.47 mg/L	17.76 °C
Average	5.86 mg/L	22.44 °C

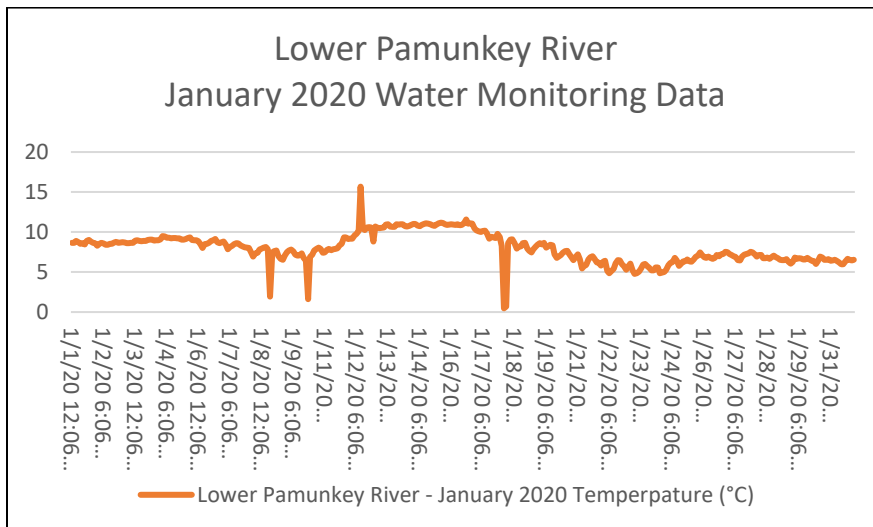


Lower Pamunkey

January 2020 monitoring data (0 dissolved oxygen and 372 temperature readings) logged no dissolved oxygen levels. Water temperature ranged from 0.47°C (32.85°F) to 15.68°C (60.22°F) with an average of 7.98°C (46.36°F).

January 2020	Dissolved Oxygen	Temperature
Recorded Samples	0	372
Maximum	*	15.68 °C
Minimum	*	0.47 °C
Average	*	7.98 °C

* U26 Logger did not record dissolved oxygen data. Temperature data was collected from separate temperature logger at same station.

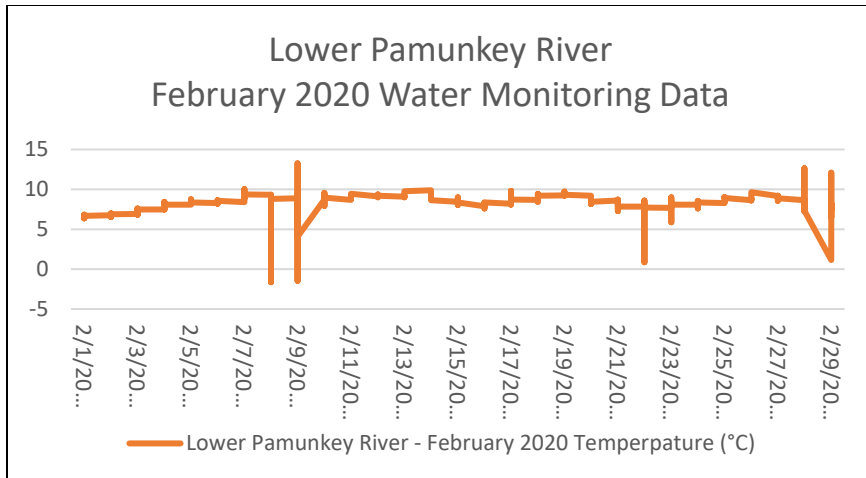


* U26 Logger did not record dissolved oxygen data. Temperature data was collected from separate temperature logger at same station.

February 2020 monitoring data (0 dissolved oxygen and 358 temperature readings) logged no dissolved oxygen levels. Water temperature ranged from -1.64°C (34.95°F) to 13.26°C (55.87°F) with an average of 8.33°C (46.99°F).

February 2020	Dissolved Oxygen	Temperature
Recorded Samples	0	358
Maximum	*	13.26 °C
Minimum	*	-1.64 °C
Average	*	8.33 °C

* U26 Logger did not record dissolved oxygen data. Temperature data was collected from separate temperature logger at same station.



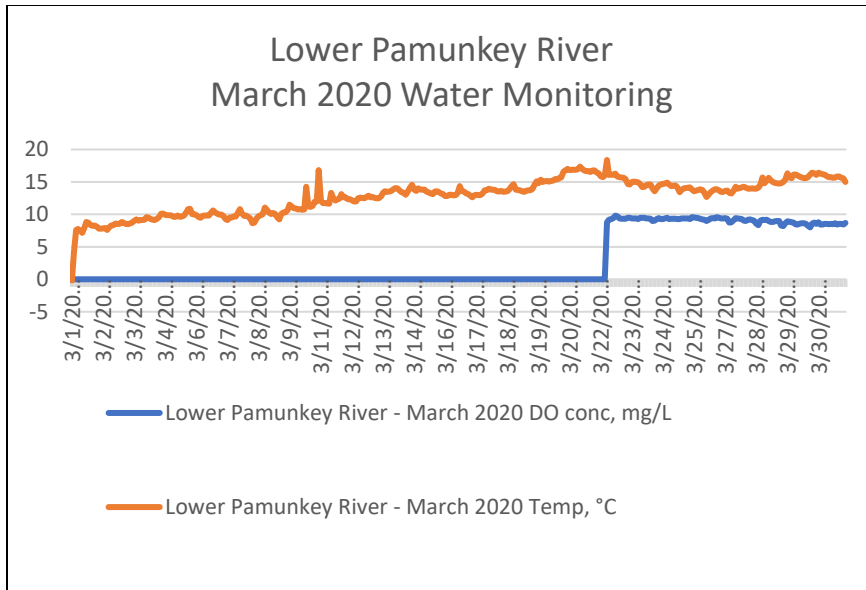
* U26 Logger did not record dissolved oxygen data. Temperature data was collected from separate temperature logger at same station.

March 2020 monitoring data (116* dissolved oxygen and temperature readings) logged dissolved oxygen levels ranging from 8 mg/L to 9.81 mg/L with an average of 9.06 mg/L. Water temperature ranged from -0.17°C (32.31°F) to 18.38°C (65.08°F) with an average of 17.79°C (64.02°F).

March 2020	Dissolved Oxygen	Temperature
Recorded Samples	116**	374**
Maximum	9.81 mg/L	18.38°C
Minimum	8 mg/L	-0.17°C
Average	9.06 mg/L	17.79°C

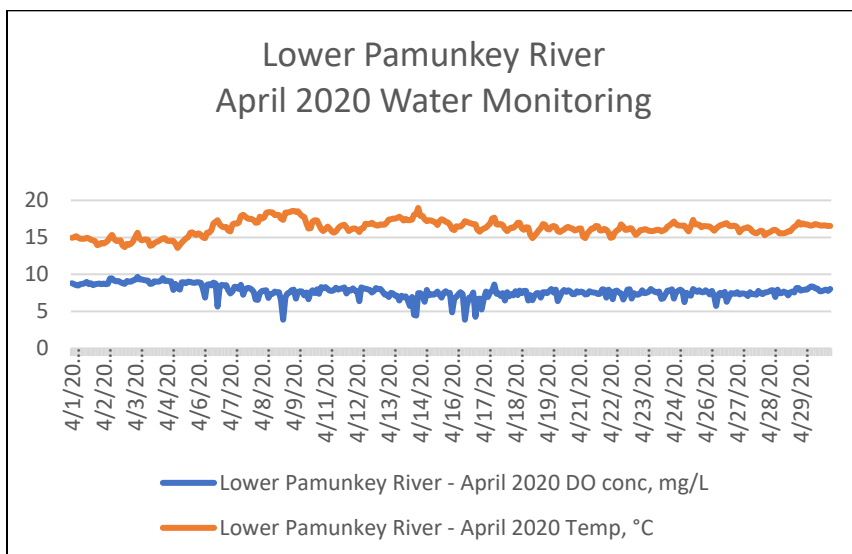
* Missing DO data from logger check resulted in less recorded samples

**U26 Logger errors. Temperature data from separate temp logger at same station used through error period (prior to 3/22/20).



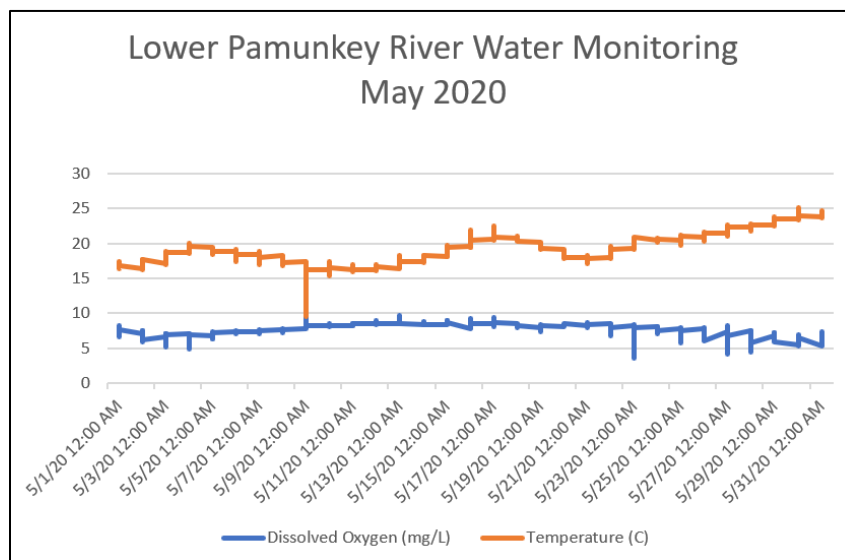
April 2020 monitoring data (360 dissolved oxygen and temperature readings) logged dissolved oxygen levels ranging from 3.88 mg/L to 9.67 mg/L with an average of 7.71 mg/L. Water temperature ranged from 13.58°C (56.44°F) to 18.98°C (66.16°F) with an average of 16.24°C (61.23°F).

April 2020	Dissolved Oxygen	Temperature
Recorded Samples	360	360
Maximum	9.67 mg/L	18.98°C
Minimum	3.88 mg/L	13.58°C
Average	7.71 mg/L	16.24°C



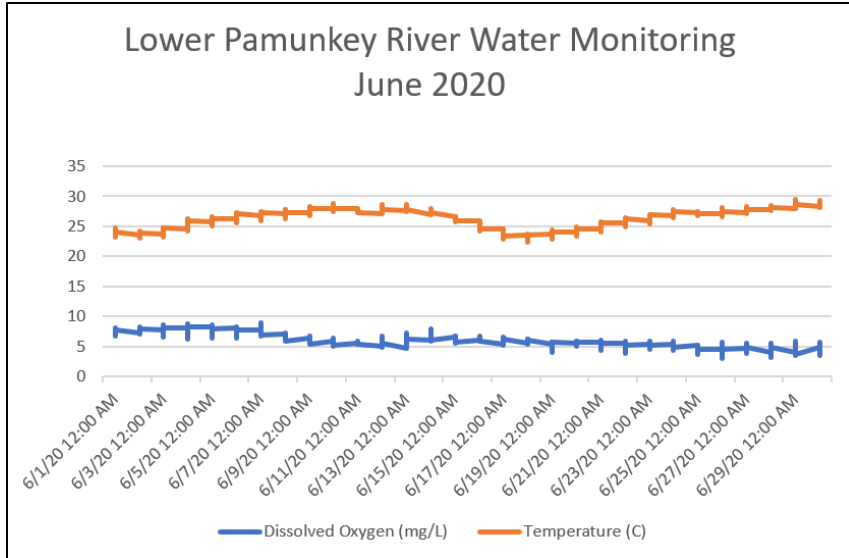
May 2020 monitoring data (372 dissolved oxygen and temperature readings) logged dissolved oxygen levels ranging from 11.5 mg/L to 3.54 mg/L with an average of 7.68 mg/L. Water temperature ranged from 25.14°C (77.25°F) to 9.56°C (49.21°F) with an average of 19.27°C (66.69°F).

May 2020	Dissolved Oxygen	Temperature
Recorded Samples	372	372
Maximum	11.5 mg/L	25.14 °C
Minimum	3.54 mg/L	9.56 °C
Average	7.68 mg/L	19.27 °C



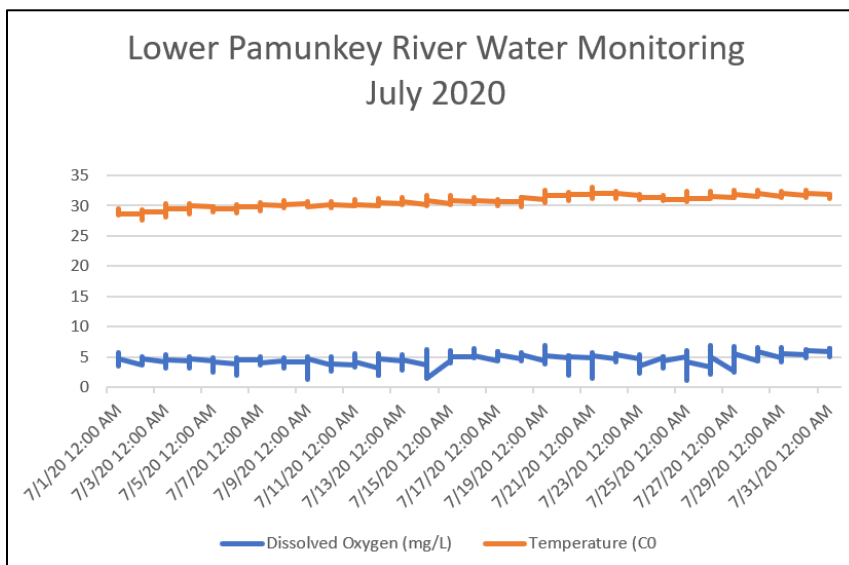
June 2020 monitoring data (360 dissolved oxygen and temperature readings) logged dissolved oxygen levels ranging from 8.91 mg/L to 2.95 mg/L with an average of 5.95 mg/L. Water temperature ranged from 29.44°C (84.99°F) to 22.42°C (72.36°F) with an average of 26.24°C (79.23°F).

June 2020	Dissolved Oxygen	Temperature
Recorded Samples	360	360
Maximum	8.91 mg/L	29.44 °C
Minimum	2.95 mg/L	22.42 °C
Average	5.95 mg/L	26.24 °C



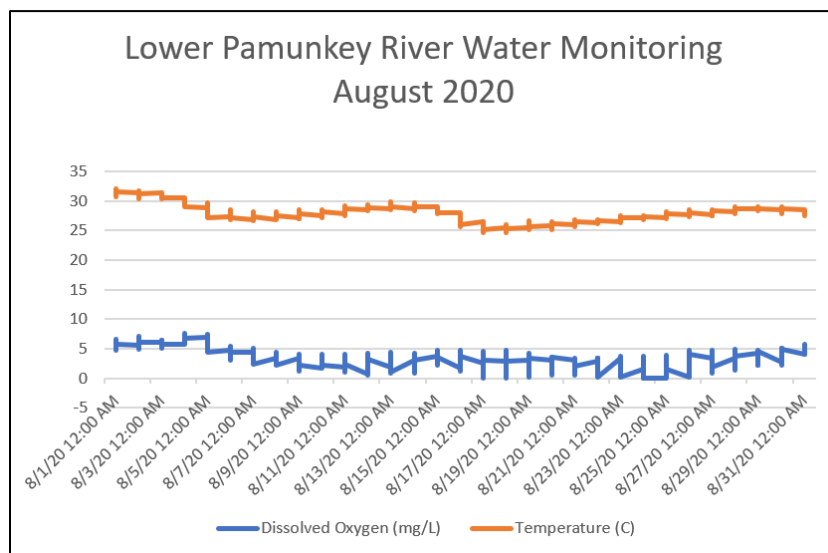
July 2020 monitoring data (372 dissolved oxygen and temperature readings) logged dissolved oxygen levels ranging from 6.81 mg/L to 1.04 mg/L with an average of 4.62 mg/L. Water temperature ranged from 33.02°C (91.44°F) to 27.7°C (81.86°F) with an average of 30.74°C (87.33°F).

July 2020	Dissolved Oxygen	Temperature
Recorded Samples	372	372
Maximum	6.81 mg/L	33.02 °C
Minimum	1.04 mg/L	27.7 °C
Average	4.62	30.74 °C



August 2020 monitoring data (372 dissolved oxygen and temperature readings) logged dissolved oxygen levels ranging from 7.59 mg/L to -0.01 mg/L with an average of 3.52 mg/L. Water temperature ranged from 32°C (89.6°F) to 24.56°C (76.21°F) with an average of 27.3°C (81.14°F).

August 2020	Dissolved Oxygen	Temperature
Recorded Samples	372	372
Maximum	7.59 mg/L	32 °C
Minimum	-0.01mg/L	24.56 °C
Average	3.52 mg/L	27.3 °C



September 2020 monitoring data (360 dissolved oxygen and temperature readings) logged dissolved oxygen levels ranging from 6.63 mg/L to 0.43 mg/L with an average of 4.87 mg/L. Water temperature ranged from 29.2°C (84.56°F) to 19.24°C (66.63°F) with an average of 24.25°C (76.75°F).

September 2020	Dissolved Oxygen	Temperature
Recorded Samples	360	360
Maximum	6.63 mg/L	29.2 °C
Minimum	0.43 mg/L	19.24 °C
Average	4.87 mg/L	24.25 °C

Lower Pamunkey River Water Monitoring September 2020

